

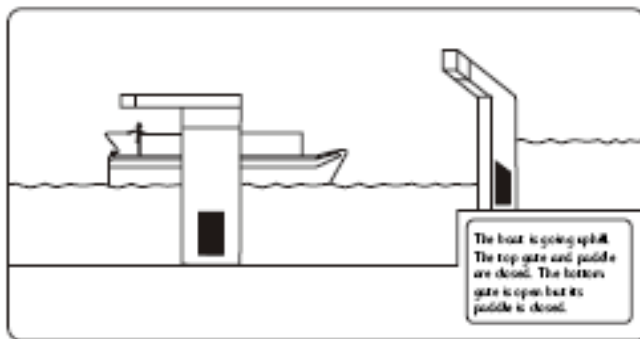
## Locks - Going Uphill

If not empty:

Open paddles in bottom gates

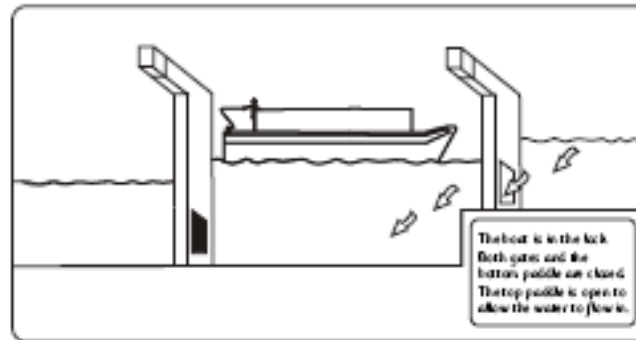
When empty, ensure paddles in bottom gates are closed

Open gates allowing boat to enter

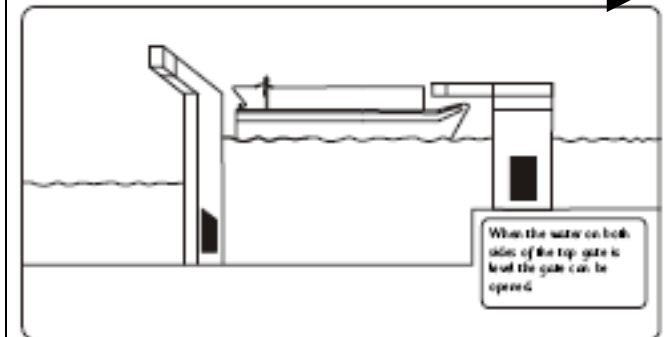


Once inside the lock:

Close the back gates



Ensure that the boat is clear of the front cill by keeping it almost touching the back gate  
 Open the front ground



As the water level rises, fully open the front paddles


When the lock & top water levels are the same, open the top gate

Close the ground

paddles - *slowly* at first

paddles & top gate

## Locks - Going Downhill

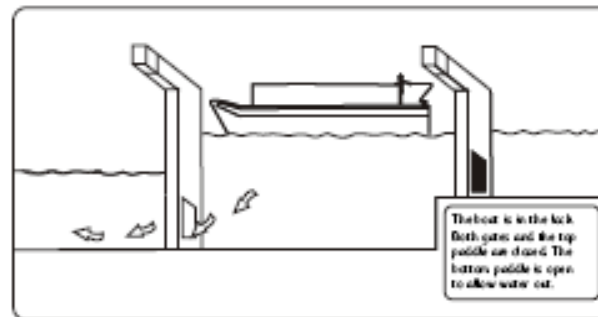


As the water level falls, fully open the front paddles

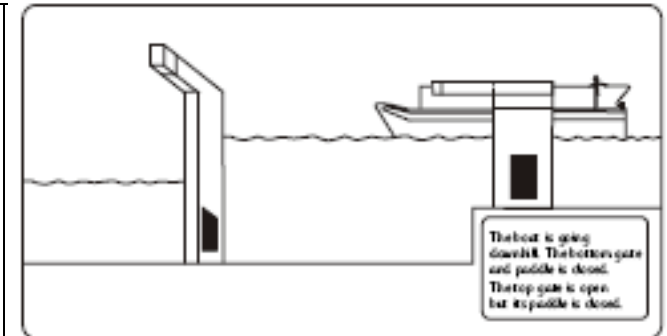
When the lock & bottom water levels are the same, open the bottom gates

Close the paddles &

Once inside the lock:  
Close the top gates



Ensure that the boat is



If not empty:

Open paddles in top gates

When full, close

gate

clear of the top cill by  
keeping it almost  
touching bottom gates

Open bottom gate  
paddles - *slowly* at first

paddles in top gates

Open gates allowing  
boat to enter